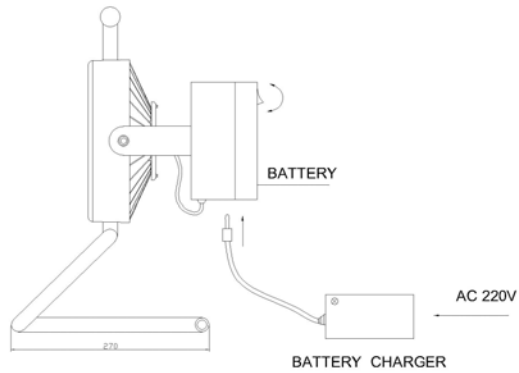

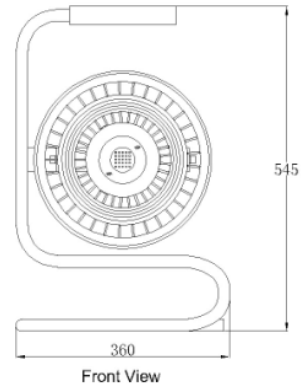
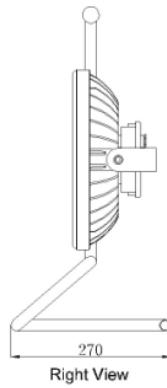



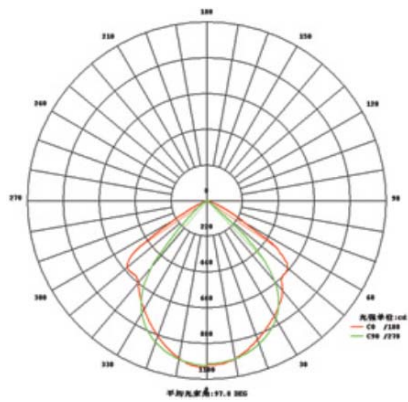
High power LED moveable working lamp

MYD002-90W

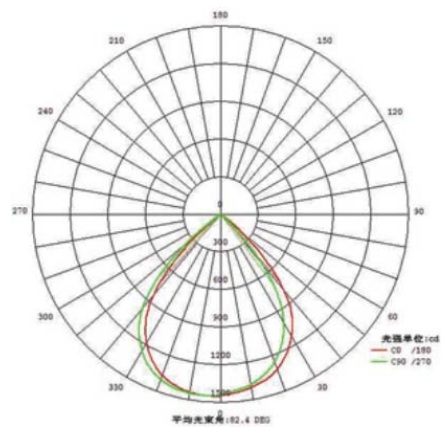


Light Distribution Curve

◆ ①



②



Technical parameters

Item	Mode	MYD002-90W
Input Voltage		AC 85~265V
Power Frequency Range		47~63Hz
Power Factor(PF)		>0.95
Total Harmonic Distortion		<3%
Working Voltage		DC31V
LED Power Consumption		90W
System Consumption		97.2W
LED Luminous Efficiency		≥80lm/W
LED Initial Flux		≥7200lm
Lamp's Luminous Efficiency(%)		≥94%
Maximum. Illumination (E) (The first lens)	3M height	295 Lux
	4M height	164 Lux
	5M height	104 Lux
	6M height	72 Lux
	7M height	52 Lux
	8M height	40 Lux
Effective Illuminated Area (The first lens)	3M height	9*9m ²
	4M height	12*12m ²
	5M height	15*15m ²
	6M height	19*19m ²
	7M height	22*22m ²
	8M height	25*25m ²
Color Temperature		2500K~7000K
Color Rendering Index(CRI)		Ra>80
Beam Angle		20° ~160°
Junction Temperature(TJ)		<70°C
Working Environment		working temperature -40°C~ 60°C;working humidity 0~100%
IP Rating		IP67
Working Life		>50000hrs
Note: Lens can be changed according to client's specific requirement.		