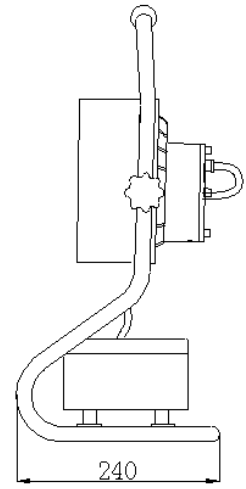
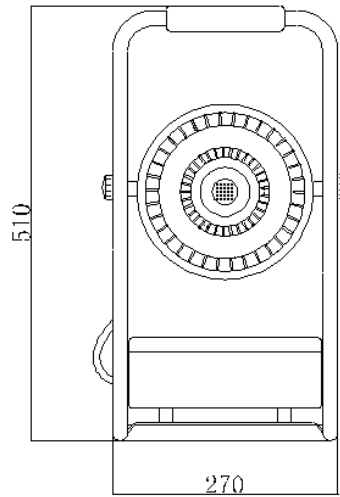


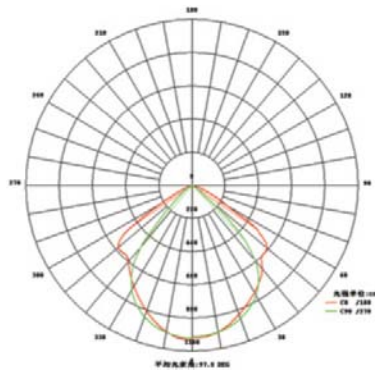
# High power LED moveable working lamp

MYD003-30W

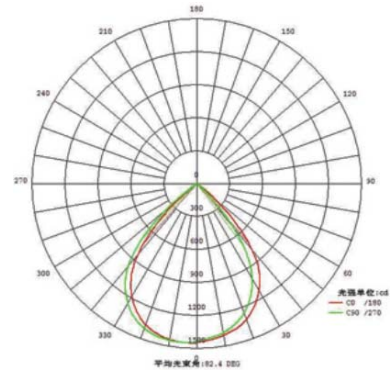


## Light Distribution Curve

◆ ①



②



## Technical parameters

Item	Mode	MYD004-30W
Battery Input Voltage		AC 100~240V
Power Frequency Range		47~63Hz
Power Factor(PF)		>0.95
Total Harmonic Distortion		<3%
Working Voltage		DC20V
LED Power Consumption		30W
System Consumption		32.4W
LED Luminous Efficiency		≥80Lm/W
LED Initial Flux		≥2400Lm
Lamp's Luminous Efficiency(%)		30W
Battery continuous operation time		6H
Maximum. Illumination (E) (The first lens)	3M height	99 lux
	4M height	55 lux
	5M height	35 lux
	6M height	24 lux
	7M height	18 lux
	8M height	13 lux
Effective Illuminated Area (The first lens)	3M height	9*9m <sup>2</sup>
	4M height	12*12m <sup>2</sup>
	5M height	15*15m <sup>2</sup>
	6M height	19*19m <sup>2</sup>
	7M height	22*22m <sup>2</sup>
	8M height	25*25m <sup>2</sup>
Color Temperature		2500K~7000K
Color Rendering Index(CRI)		Ra>80
Beam Angle		20° ~120°
Junction Temperature(TJ)		<70°C
Working Environment		working temperature -40°C ~ 60°C;working humidity 0~100%
IP Rating		IP67
Working Life		>50000hrs
<b>Note:</b> Lens can be changed according to client's specific requirement.		