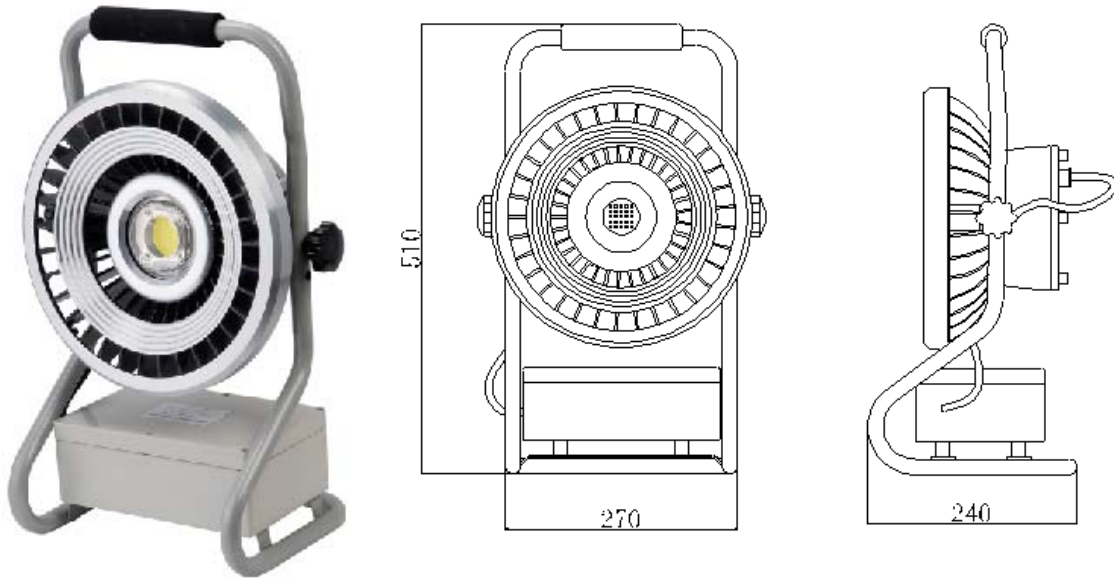


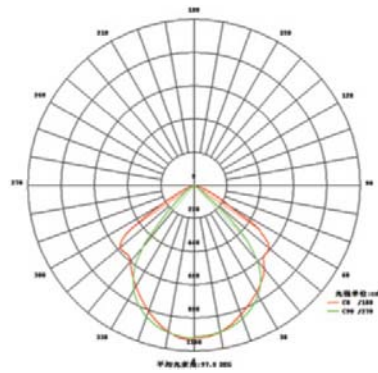
# High power LED moveable working lamp

MYD004-50W

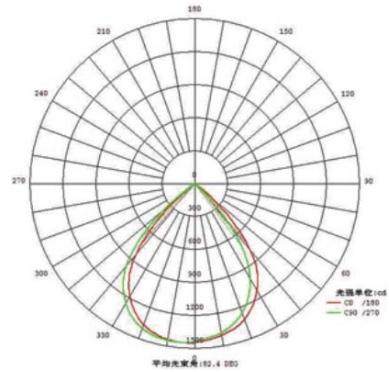


## Light Distribution Curve

◆ ①



②



## Technical parameters

Item	Mode	MYD004-50W
Battery Input Voltage		AC 100~240V
Power Frequency Range		47~63Hz
Power Factor(PF)		>0.95
Total Harmonic Distortion		<3%
Working Voltage		DC26V
LED Power Consumption		50W
System Consumption		54W
LED Luminous Efficiency		≥80Lm/W
LED Initial Flux		≥4000Lm
Lamp's Luminous Efficiency(%)		≥94%
Battery continuous operation time		4.5H
Maximum. Illumination (E) (The first lens)	3M height	164lux
	4M height	91lux
	5M height	59lux
	6M height	40lux
	7M height	29lux
	8M height	22lux
Effective Illuminated Area (The first lens)	3M height	9*9m <sup>2</sup>
	4M height	12*12m <sup>2</sup>
	5M height	15*15m <sup>2</sup>
	6M height	19*19m <sup>2</sup>
	7M height	22*22m <sup>2</sup>
	8M height	25*25m <sup>2</sup>
Color Temperature		2500K~7000K
Color Rendering Index(CRI)		Ra>80
Beam Angle		20° ~120°
Junction Temperature(TJ)		<70°C
Working Environment		working temperature -40°C ~ 60°C;working humidity 0~100%
IP Rating		IP67
Working Life		>50000hrs
<p>Note: Lens can be changed according to client's specific requirement.</p>		