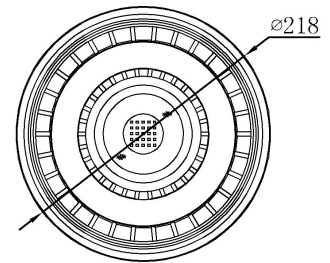
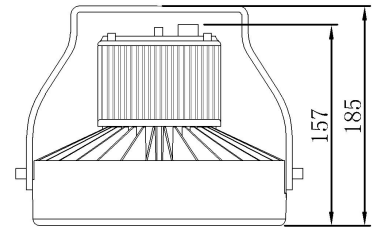



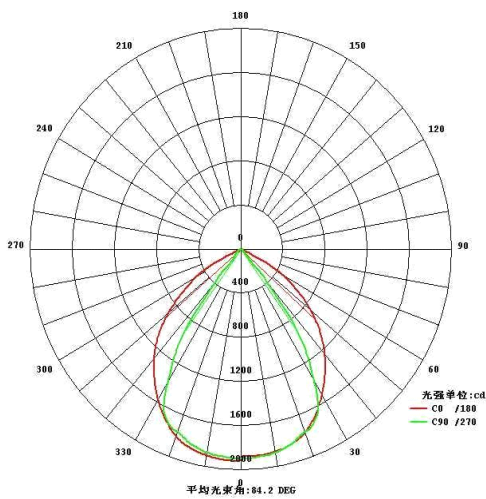
High Power LED RGB

Mode: RGB 20-40W

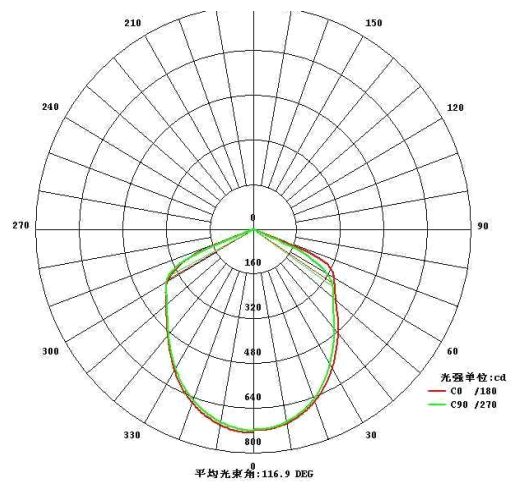


◆ Light Distribution Curve

◆ ①



②



Technical parameters

Item	Mode	Mode MT-RGB-40W
Input Voltage		AC 85~265V
Power Frequency Range		47~63Hz
Power Factor(PF)		>0.95
Total Harmonic Distortion		<3%
Working Voltage		DC20V
LED Power Consumption		20--40W
System Consumption		22--44W
Lamp's Luminous Efficiency(%)		≥85%
R : G : B		3 : 6 : 1
Color Rendering Index(CRI)		Ra>80
Beam Angle		90° ~140°
Junction Temperature(TJ)		<70℃
Working Environment		working temperature -40℃~60℃;working humidity 0~100%
IP Rating		IP67
Working Life		>50000hrs
Net Weight		4kg
Packaging Size		23*23*20cm