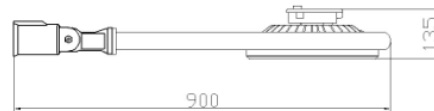
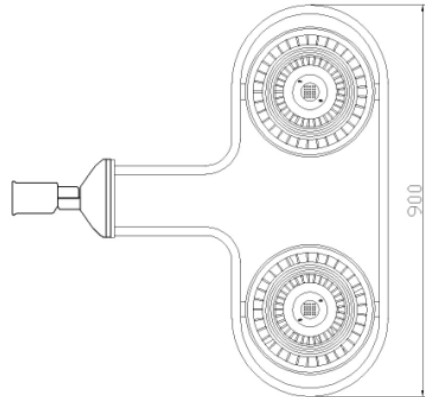


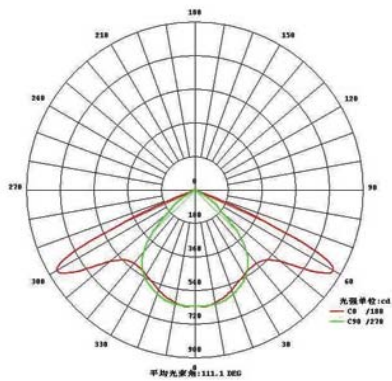
High power LED street lamp

Mode: ML009-90W*2

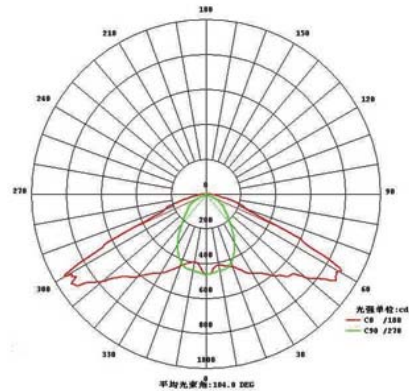


Light Distribution Curve

◆ ①



②



Technical parameters

Item \ Mode	Mode	ML009-90W*2
Input Voltage		AC 85~265V
Power Frequency Range		47~63Hz
Power Factor(PF)		>0.95
Total Harmonic Distortion		<3%
Working Voltage		DC31V
LED Power Consumption		180W
System Consumption		194W
LED Luminous Efficiency		≥80lm/W
LED Initial Flux		≥14400Lm
Lamp's Luminous Efficiency(%)		≥94%
Maximum. Illumination (E) (The first lens)	3M height	623Lux
	4M height	345 Lux
	6M height	155 Lux
	8M height	85 Lux
	10M height	53 Lux
	12M height	35Lux
Effective Illuminated Area (The first lens)	3M height	12*8 m2
	4M height	15*10m2
	6M height	24*15m2
	8M height	30*20m2
	10M height	38*25m2
	12M height	44*29m2
Color Temperature		2500K~7000K
Color Rendering Index(CRI)		Ra>80
Beam Angle		90° ~160°
Junction Temperature(TJ)		<70°C
Working Environment		working temperature -40°C~ 60°C;working humidity 0~100%
IP Rating		IP67
Working Life		>50000hrs
Note: Lens can be changed according to client's specific requirement.		