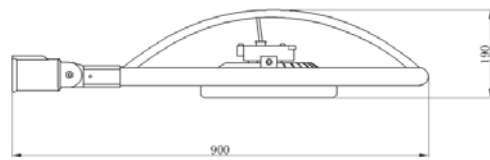
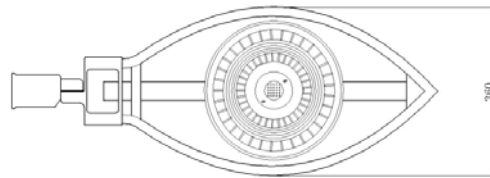


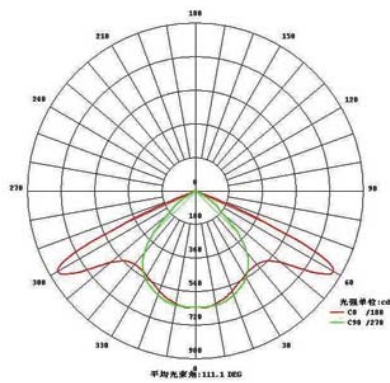
# High power LED street lamp

Mode: ML015-80W

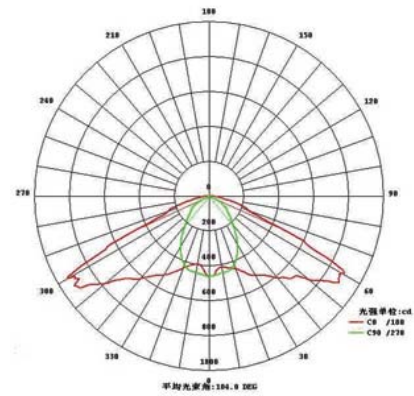


## ◆ Light Distribution Curve

◆ ①



②



## Technical parameters

Item	Mode	ML015-80W
Input Voltage		AC 85~265V
Power Frequency Range		47~63Hz
Power Factor(PF)		>0.95
Total Harmonic Distortion		<3%
Working Voltage		DC26V
LED Power Consumption		80W
System Consumption		86.4W
LED Luminous Efficiency		≥80lm/W
LED Initial Flux		≥6400lm
Lamp's Luminous Efficiency(%)		≥94%
Maximum. Illumination (E)	3M height	277lux
	4M height	155lux
	6M height	68lux
	8M height	38lux
	10M height	25lux
	12M height	17lux
Effective Illuminated Area	3M height	12*8 m2
	4M height	15*10m2
	6M height	24*15m2
	8M height	30*20m2
	10M height	38*25m2
	12M height	44*29m2
Color Temperature		2500K~7000K
Color Rendering Index(CRI)		Ra>80
Beam Angle		90° ~160°
Junction Temperature(TJ)		<70℃
Working Environment		working temperature -40℃~ 60℃;working humidity 0~100%
IP Rating		IP67
Working Life		>50000hrs
<b>Note:</b> Lens can be changed according to client's specific requirement.		