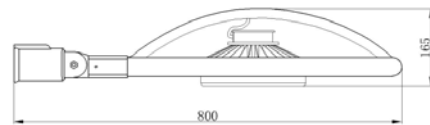
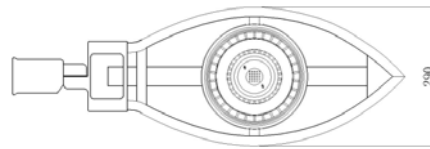


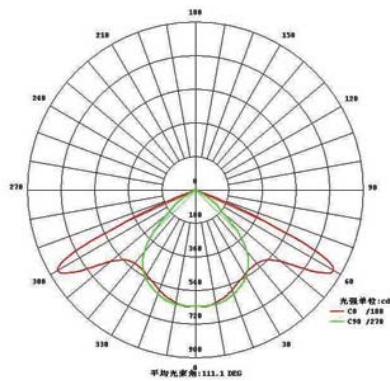
High power LED street lamp

Mode: ML018-40W

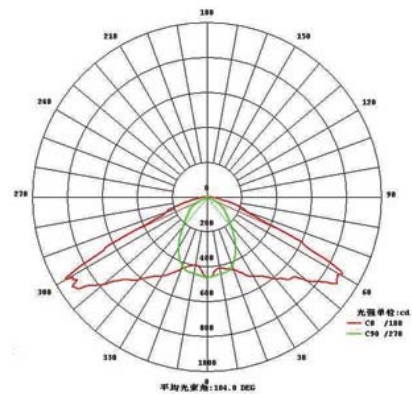


◆ Light Distribution Curve

◆ ①



②



Technical parameters

Item	Mode	ML018-40W
Input Voltage		AC 85~265V
Power Frequency Range		47~63Hz
Power Factor(PF)		>0.95
Total Harmonic Distortion		<3%
Working Voltage		DC24V
LED Power Consumption		40W
System Consumption		43.2W
LED Luminous Efficiency		≥80lm/W
LED Initial Flux		≥4000lm
Lamp's Luminous Efficiency(%)		≥94%
Maximum. Illumination (E)	3M height	139Lux
	4M height	77Lux
	6M height	34Lux
	8M height	20Lux
	10M height	12Lux
	12M height	9Lux
Effective Illuminated Area	3M height	12*8 m ²
	4M height	15*10m ²
	6M height	24*15m ²
	8M height	30*20m ²
	10M height	38*25m ²
	12M height	44*29m ²
Color Temperature		2500K~7000K
Color Rendering Index(CRI)		Ra>80
Beam Angle		90° ~160°
Junction Temperature(TJ)		<70°C
Working Environment		working temperature -40°C~ 60°C;working humidity 0~100%
IP Rating		IP67
Working Life		>50000hrs
Note: Lens can be changed according to client's specific requirement.		