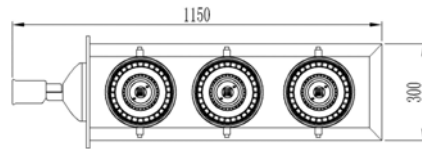


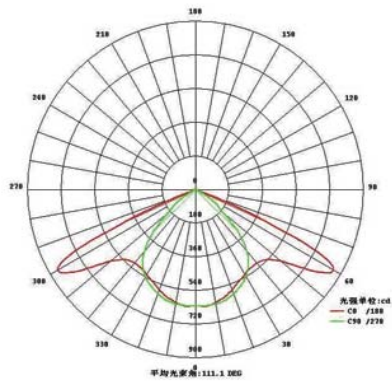
# High power LED street lamp

Mode: ML024-40W\*3

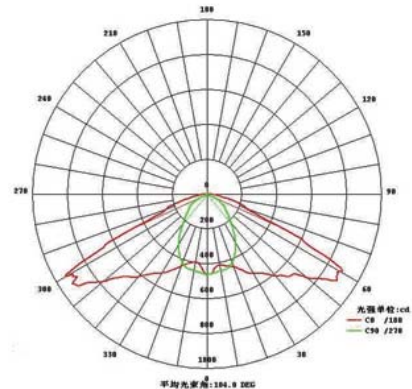


## ◆ Light Distribution Curve

◆ ①



②



## Technical parameters

Item	Mode	ML024-40W*3
Input Voltage		AC 85~265V
Power Frequency Range		47~63Hz
Power Factor(PF)		>0.95
Total Harmonic Distortion		<3%
Working Voltage		DC24V
LED Power Consumption		120W
System Consumption		130W
LED Luminous Efficiency		≥80lm/W
LED Initial Flux		≥9600lm
Lamp's Luminous Efficiency(%)		≥94%
Maximum. Illumination (E) (The first lens)	3M height	416lux
	4M height	231lux
	6M height	101lux
	8M height	57lux
	10M height	36lux
	12M height	24lux
Effective Illuminated Area (The first lens)	3M height	12*8 m <sup>2</sup>
	4M height	15*10m <sup>2</sup>
	6M height	24*15m <sup>2</sup>
	8M height	30*20m <sup>2</sup>
	10M height	38*25m <sup>2</sup>
	12M height	44*29m <sup>2</sup>
Color Temperature		2500K~7000K
Color Rendering Index(CRI)		Ra>80
Beam Angle		90° ~160°
Junction Temperature(TJ)		<70°C
Working Environment		working temperature -40°C~ 60°C;working humidity 0~100%
IP Rating		IP67
Working Life		>50000hrs
<b>Note:</b> Lens can be changed according to client's specific requirement.		