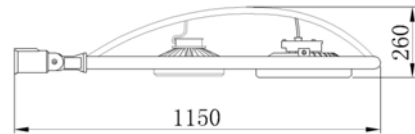
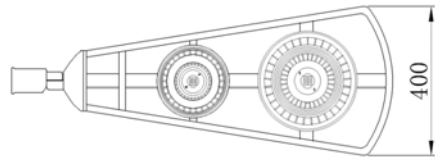


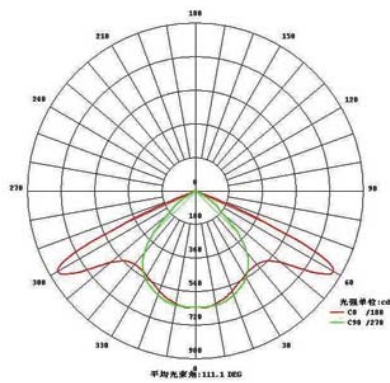
High power LED street lamp

Mode: ML025-50W+40W

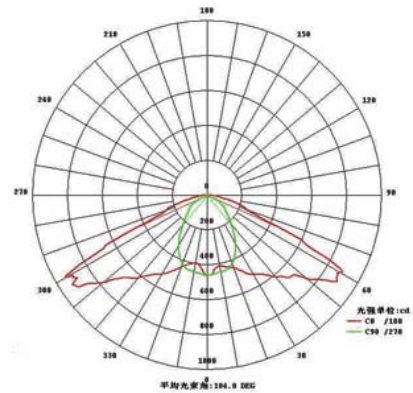


◆ Light Distribution Curve

①



②



Technical parameters

Item	Mode	ML025-50W+40W
Input Voltage		AC 85~265V
Power Frequency Range		47~63Hz
Power Factor(PF)		>0.95
Total Harmonic Distortion		<3%
Working Voltage		DC26V+DC24V
LED Power Consumption		90W
System Consumption		97.2W
LED Luminous Efficiency		≥80lm/W
LED Initial Flux		≥7200lm
Lamp's Luminous Efficiency(%)		≥94%
Maximum. Illumination (E)	3M height	312 Lux
	4M height	173 Lux
	6M height	77 Lux
	8M height	43 Lux
	10M height	27 Lux
	12M height	18 Lux
Effective Illuminated Area	3M height	12*8 m ²
	4M height	15*10m ²
	6M height	24*15m ²
	8M height	30*20m ²
	10M height	38*25m ²
	12M height	44*29m ²
Color Temperature		2500K~7000K
Color Rendering Index(CRI)		Ra>80
Beam Angle		90° ~160°
Junction Temperature(TJ)		<70°C
Working Environment		working temperature -40°C~ 60°C;working humidity 0~100%
IP Rating		IP67
Working Life		>50000hrs
Note: Lens can be changed according to client's specific requirement.		